 **92 kW** (Tier IIIa / IV)

 **17,2-18,6 t**

 **9 m**

 **MULTI CAB**

817E

Mobile material handler

817E Advanced. The E-Series



1962: rope-driven S833 with elevated operator cab

What makes up the E-Series

- 65 years of experience in designing and constructing hydraulic material handlers
- Uncompromisingly high performance in all areas: Focus on material handling
- Technology that can be mastered: High-quality components without over-engineering
- Long service life and high value stability

Your top benefits:

1

Green Efficiency

Save fuel – reduce operating costs
Work quietly – protect operator and environment



2

Peak performance

Durable mechanical systems – stressed parts optimized
High speeds – high load capacities

3

Maximum usability

MultiCab – work in comfort
SENCON – SENNEBOGEN Control System



4

Maximum safety

Safe entry and exit – no-slip steps
State-of-the-art cameras – entire work area in view (option)

5

Maintenance and service made easy

Easy fault diagnosis – central measuring points
Easy maintenance – clear labeling

6

Consultation and support in your area

3 production sites – 2 subsidiaries
150 sales partners – over 350 service stations





817E The E-Series. At a glance.



Four ways to save fuel

- Up to 20% savings: Working in Eco-Mode with reduced engine speed
- Idle automation reduces speed to 40% of operating speed
- Stop automation switches the engine off when not needed
- Optimized engine settings, reduced specific fuel consumption, state-of-the-art exhaust aftertreatment



Quiet operation 4

- Consistently quiet operation thanks to decoupled engine mounts and soundproofing in the doors
- sound power level according to 2000/14/EC up to 2 dB lower than required

High-capacity cooling 5

- Constant, reliable performance thanks to large-dimensioned and robust fans and coolers
- Fans deliver optimum efficiency thanks to drive based on axial-piston pump. Temperature-controlled fan speed



Maximum safety

- Protective grating for cab*
- No-slip work surfaces ①
- Hand rails*
- 2 cameras to the right and rear* ②
- optimized entry onto the uppercarriage ③

Powerful hydraulic system ⑥

- Strong pumps with power reserves
- Top efficiency thanks to large-dimensioned hydraulic valves and lines
- Extra-long change intervals of 4,000 operating hours through initial fill-up with high-performance oil, with extended service life when using SENNEBOGEN Hydro-Clean*

MULTI CAB The comfort cab.

Panoramic view continuous windshield

Equipment features

- optimum climatisation
- panoramic view with all-around glazing in safety glass, large roof window
- with heating/air conditioning
- comfort seat adjustable according to weight and shock-absorbent
- ergonomically arranged operating controls
- various options: comfort arm rest, auxiliary heating, seat climatisation, radio with Bluetooth

Our SENNEBOGEN joysticks

- consoles and ergonomic joysticks that move with the seat
- pleasant grip through ergonomic design
- precise control of all movements through direct and sensitive function activation
- quick access to all operating controls through optimized design of all push-buttons and switches



817E Maintenance and service made easy



Optimized for maintenance

- Fast and easy diagnosis thanks to straightforward and clearly labeled electrical distributor
- Easy access to all service points on the machine
- Automatic central lubrication for equipment and slewing gear*



SENNEBOGEN Hydro Clean*

- Optimal protection of hydraulic components thanks to 3 µm micro-filter
- Cleaner hydraulic oil, longer service life



Central measuring points

- Easily accessible
- Quickly inspect entire hydraulic system







Clear labeling

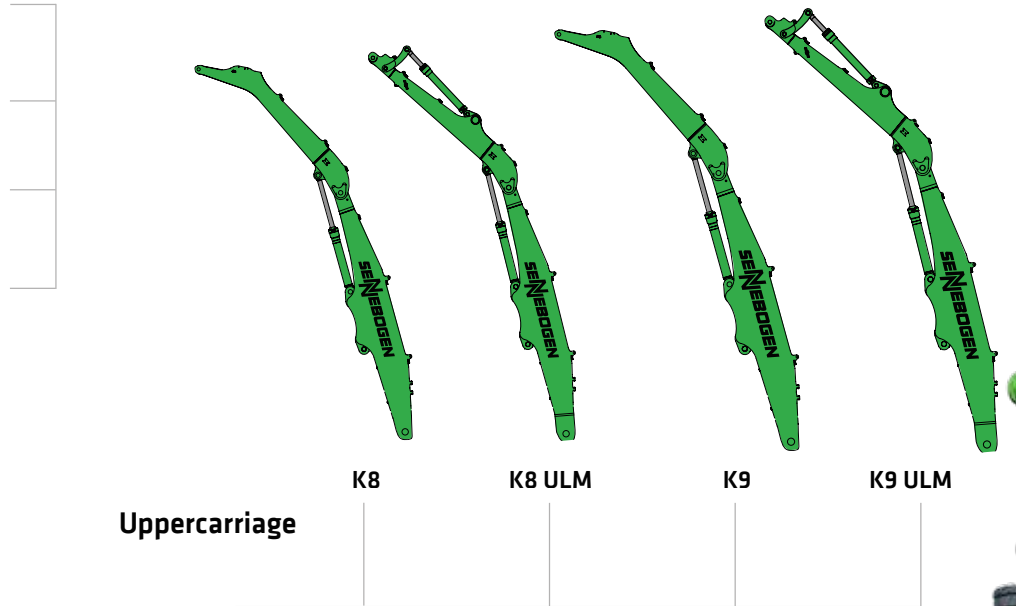
- All parts labeled with a unique part number
- Easy and reliable spare parts ordering

817E Modular design – versatile solutions

Attachments

-  Sorting grab
-  Orange peel grab
-  Clamshell grab
-  Magnetic plate

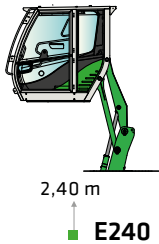
Equipment options (others available upon request)



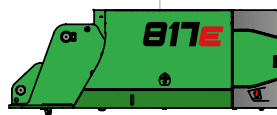
Cabs





Cab elevation





Uppercarriage

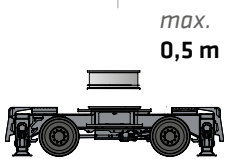


-  Diesel-hydraulic drive
-  Electrohydraulic drive

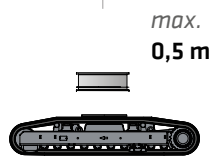
Options

-  Motorized cable reel
-  Transformer

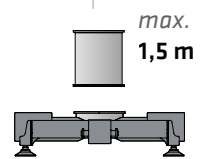
Undercarriage variants



Mobile MP17



Crawler R15/200



4-point-pedestal
ST17

- Decades of experience
- State-of-the-art computer simulation
- Maximum stability and service life



Ideal illumination
thanks to powerful LED
headlights*

Ideal overview
and safe working height
thanks to stable cab
elevation

High load capacities
and fast working speeds
for rapid sorting

Safety
thanks to handrails
at the upper carriage*

Safe entry and exit
Grip handles and no-slip steps

**Robust
side cover**
made from 100 %
recyclable sheet
steel

**Excellent
stability**
thanks to stable
outrigger

* Option

817E Technical data, equipment

MACHINE TYPE

Model (type) **817**

ENGINE

Power	Rated Power: 92 kW at 2200 rpm Operating Point: 99 kW at 1800 rpm
Model	FPT NEF 45 Tier IIIa/IV Direct injection, turbo-charged, charge air cooler, reduced emissions, EcoMode, idle automation
Cooling	Water-cooled
Air filter	Dry air filter with cyclonic pre-filter, safety element, contamination indicator
Fuel tank	230 l
DEF tank	20 l
Electr. system	24 V
Batteries	2 x cold-start high-performance batteries
Options	<ul style="list-style-type: none"> ■ Electric fuel pump ■ Jump-start terminals ■ Additional cyclone pre-separator

UPPERCARRIAGE

Design	Torsion-resistant upper frame with end shields all the way from boom linkage to counterweight for optimized force transmission, precision-crafted, steel bushings for boom bearings, outstanding design, very low noise emissions
Electrical system	Central electrical distributor, battery disconnect switch
Options	<ul style="list-style-type: none"> ■ Slewing gear brake via foot pedal ■ Peripheral uppercarriage railing for additional safety ■ LED lighting packages ■ Fire extinguisher ■ Special paint finish ■ Electric hydraulic tank preheater with uppercarriage power socket ■ Low-temperature package (oils, battery heater, hydraulic oil preheater, cab preheater) ■ Magnetic generator 9 kW ■ Automatic central lubrication for equipment and slewing gear raceway ■ Additional ballast 0.5 t ■ Camera package right/rear ■ SENtrack DS telematic system

HYDRAULIC SYSTEM

Load-sensing/LUDV hydraulic system for work and travel functions	
Pump type	Swashplate-type variable-displacement piston pump, load pressure-independent flow distribution for simultaneous, independent control of work functions
Pump control	Zero-stroke control, on-demand flow control – the pumps only pump as much oil as will actually be used, pressure purging, load limit sensing control
Operating pressure	max. 310 bar
Delivery rate	250 l/min
Filtration	High-performance filtration with long change interval
Hydraulic tank	190 l
Control system	Proportional, precision hydraulic actuation of work movements, 2 joysticks for the work functions, additional functions via switches and foot pedals
Safety	All hydraulic circuits are secured with safety valves, hydraulic cylinder for emergency release of the equipment and the cab when the engine is at a standstill
Options	<ul style="list-style-type: none"> ■ Organic oil filling ■ ToolControl for programming the pressure/rate for up to 10 tools ■ Load moment warning with capacity utilization indicator with/without shutdown ■ SENNEBOGEN HydroClean 3 µm hydraulic microfilter system

SLEWING DRIVE

Gearbox	Planetary gearbox with axial piston motor and integrated brake valves
Parking brake	Spring-loaded, hydraulically vented safety multi-disk brake
Slewing ring	Oversized slewing ring
Slewing speed	0–8 rpm, variable. Hydraulic brake valves integrated in motor ensure wear-free braking.

817E Technical data, equipment

CAB **MULTI CAB**

Cab type	Multicab, E240 stepless cab elevation, 2.40 m
Cab equipment	Comfort driver's cab, vibration damped, cab front windscreen as 1-pane version with safety glazing, roof window, wiper for windscreen, radio preparation, joystick steering, SENNEBOGEN control & diagnostic system SENCON
Options	<ul style="list-style-type: none"> ■ Front windscreen made of bulletproof glass ■ Roof windows made of bulletproof glass ■ Hammer glass for the side windows ■ Protective ventilation system ■ Wipers for lower front, roof and rear windscreen ■ Sunblind for roof window and windscreen ■ Roof protection grid, FOPS if necessary ■ Frontal protection grid ■ Activated carbon filter, recirculated/outside air ■ Auxiliary heating ■ Air-conditioned seat ■ Radio ■ Cool box

UNDERCARRIAGE

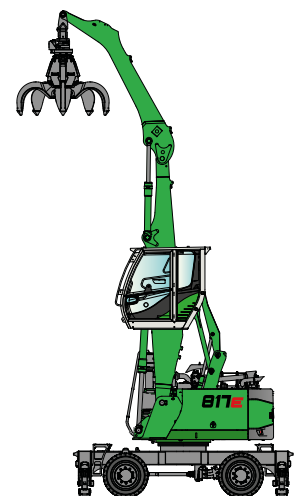
Design	Strong mobile undercarriage, steering axle as hydraulically locking pendulum axle. Pendulum axle cylinder with pipe-fracture safety valves
Drive	All-wheel drive powered by a variable-displacement hydraulic motor with direct-mounted, automatically actuated brake valve and 2-stage power shift transmission. Strong planetary axles with integrated steering cylinder, multi-disk service brake.
Parking brake	Spring-loaded multi-disk brake
Tires	8 x 9.00-20 solid rubber
Speed	0-5.5 kph Tier I, 0-18 kph Tier II
Options	<ul style="list-style-type: none"> ■ Individual outrigger actuation ■ Additional pushing blade for 4-point outrigger (front or rear) ■ 2-point claw support and pushing blade (front or rear) ■ Protection for the travel drive ■ Towing coupling ■ Access ladder with tool box between wheels on both sides of undercarriage

EQUIPMENT

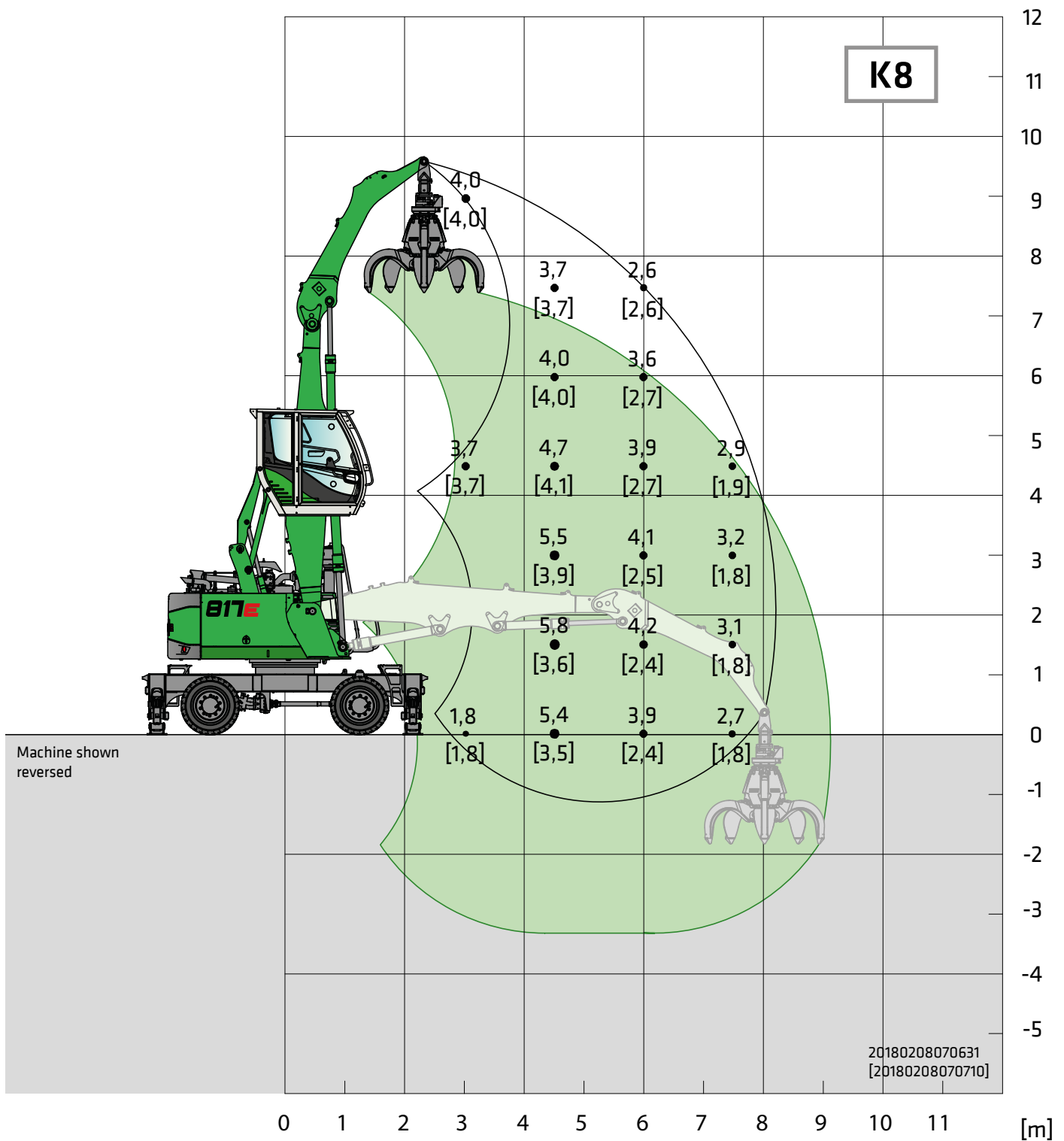
Design	Sealed and soiling-protected box design with oversized bearing points for long service life. Oversized bearing points with low-maintenance, sealed special bushings, precision-crafted
Cylinders	Special hydraulic cylinder with hydraulic end position damping, optimized kinematics for high lifting power. The material handling attachment is specifically designed for high-performance applications. Pipe fracture safety devices for hoist/stick cylinder, boom damping.
Options	<ul style="list-style-type: none"> ■ Ball valves on the grab's hydraulic cables ■ Multi-coupling ■ Adjustable hoisting limiter/stick limiter ■ Automatic central lubrication system ■ Capacity utilization display ■ Cameras can be positioned anywhere ■ Work area restriction with adjustable reach, height, and slewing angle ■ Additional cameras

OPERATING WEIGHT

Mass	817 M with 4-point outrigger, K8 compact loading attachment and 500 l orange peel grab Approx. 17,200 kg
Notice	Operating weight varies by model and equipment.




817E Load ratings



Undercarriage	MP17	Compact boom Grab stick	4.8 m 3.3 m	Cab	Multicab E240, hydraulically elevating
---------------	------	----------------------------	----------------	-----	---

All load ratings are specified in tons (t) and apply at the end of the stick, without attachment, on solid, level ground. Attachments such as grapples, magnets, load hooks, etc. are part of the specified load ratings. The specified values are 75% of the static tipping load or 87% of the hydraulic lifting force in accordance with ISO 10567. In accordance with EU standard EN 474/5, material handlers used for hoisting must be equipped with pipe fracture safety devices on the hoist cylinders and an overload warning device. Load ratings apply to a machine with deployed 4-point outrigger support and 360° slewing. Load ratings in square brackets [] apply to blocked pendulum axle, undeployed outriggers, free-standing, and 360° slewing.

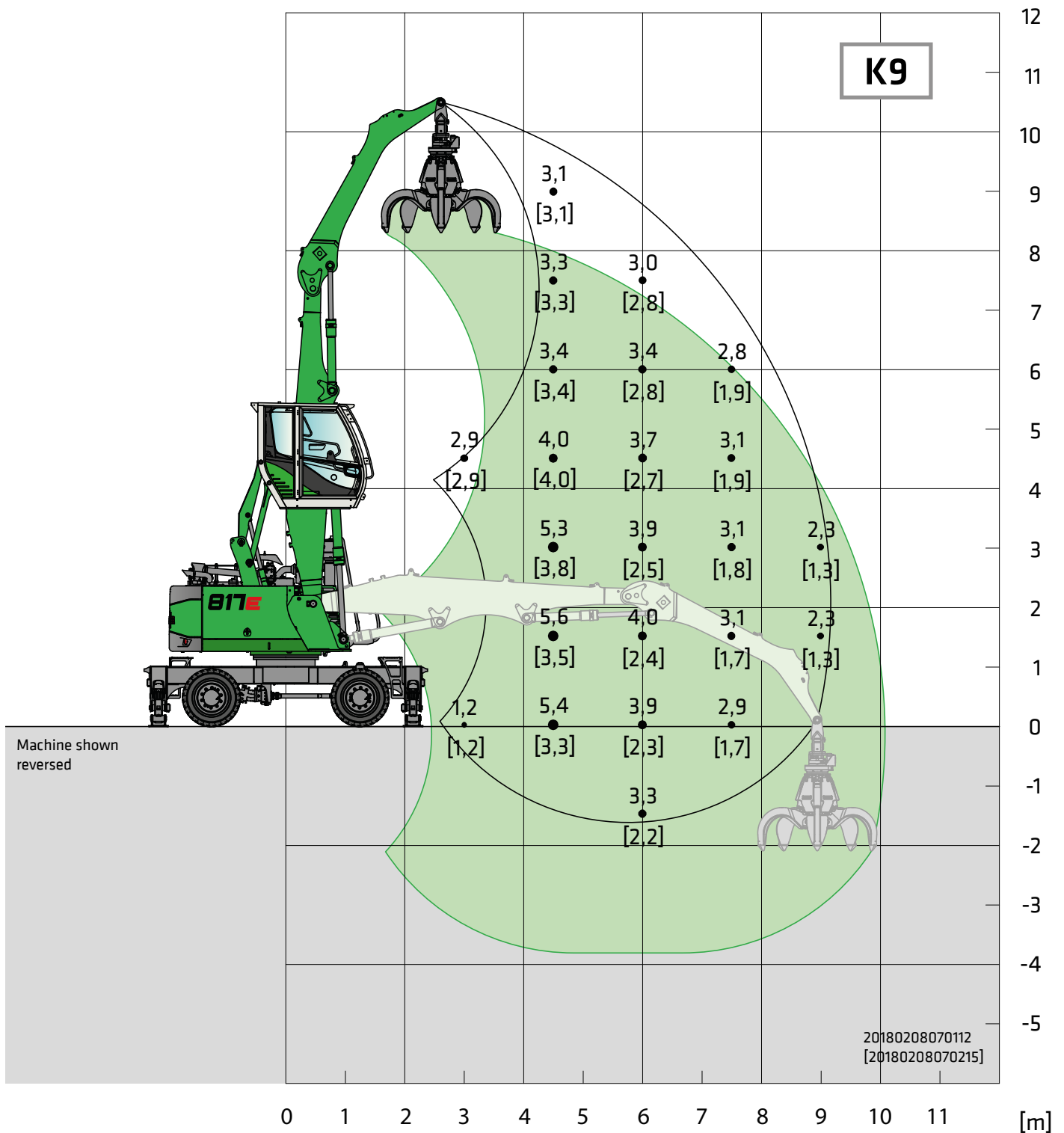
817E Load ratings



Undercarriage	MP17	Compact boom Grab stick	4.8 m 3.3 m ULM	Cab	Multicab E240, hydraulically elevating
----------------------	-------------	------------------------------------	----------------------------	------------	---

All load ratings are specified in tons (t) and apply at the end of the stick, without attachment, on solid, level ground. Attachments such as grapples, magnets, load hooks, etc. are part of the specified load ratings. The specified values are 75% of the static tipping load or 87% of the hydraulic lifting force in accordance with ISO 10567. In accordance with EU standard EN 474/5, material handlers used for hoisting must be equipped with pipe fracture safety devices on the hoist cylinders and an overload warning device. Load ratings apply to a machine with deployed 4-point outrigger support and 360° slewing. Load ratings in square brackets [] apply to blocked pendulum axle, undeployed outriggers, free-standing, and 360° slewing.


817E Load ratings



Undercarriage	MP17	Compact boom	5.3 m	Cab	Multicab E240,
		Grab stick	3.8 m		hydraulically elevating

All load ratings are specified in tons (t) and apply at the end of the stick, without attachment, on solid, level ground. Attachments such as grapples, magnets, load hooks, etc. are part of the specified load ratings. The specified values are 75% of the static tipping load or 87% of the hydraulic lifting force in accordance with ISO 10567. In accordance with EU standard EN 474/5, material handlers used for hoisting must be equipped with pipe fracture safety devices on the hoist cylinders and an overload warning device. Load ratings apply to a machine with deployed 4-point outrigger support and 360° slewing. Load ratings in square brackets [] apply to blocked pendulum axle, undeployed outriggers, free-standing, and 360° slewing.

817E Load ratings

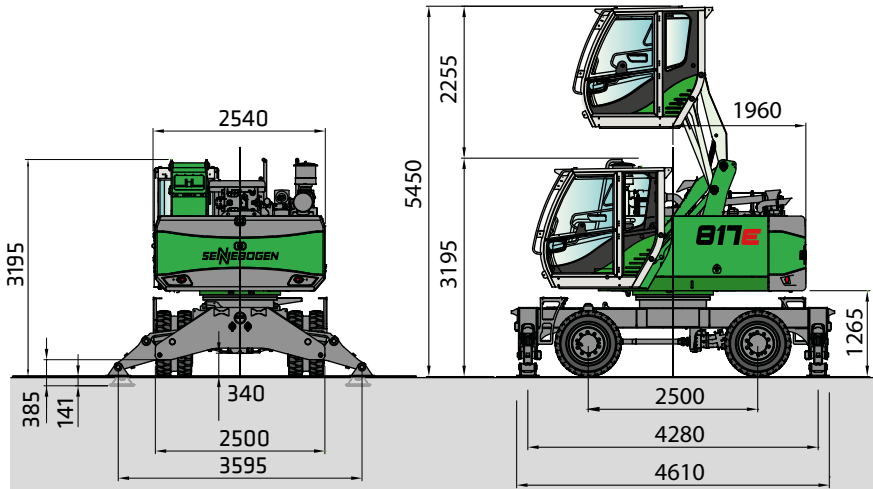


Undercarriage	MP17	Compact boom	5.3 m	Cab	Multicab E240,
		Grab stick	3.8 m ULM		hydraulically elevating

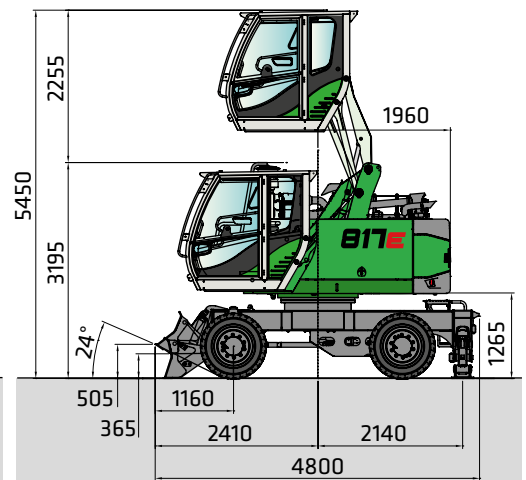
All load ratings are specified in tons (t) and apply at the end of the stick, without attachment, on solid, level ground. Attachments such as grapples, magnets, load hooks, etc. are part of the specified load ratings. The specified values are 75% of the static tipping load or 87% of the hydraulic lifting force in accordance with ISO 10567. In accordance with EU standard EN 474/5, material handlers used for hoisting must be equipped with pipe fracture safety devices on the hoist cylinders and an overload warning device. Load ratings apply to a machine with deployed 4-point outrigger support and 360° slewing. Load ratings in square brackets [] apply to blocked pendulum axle, undeployed outriggers, free-standing, and 360° slewing.

817E Transport dimensions

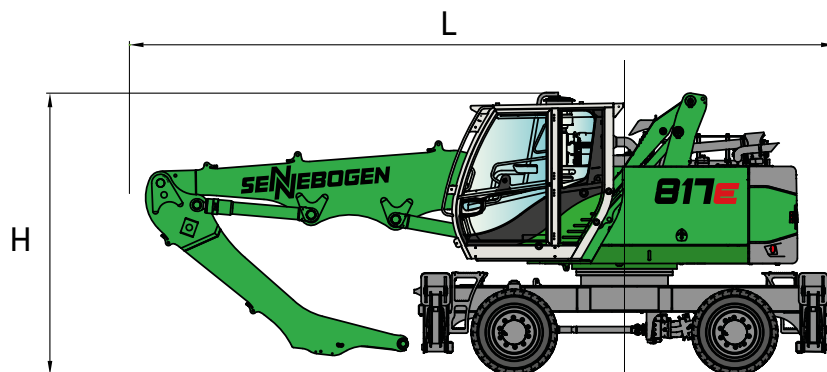
Transport width 2,540 mm



817 M with type MP17 undercarriage and type E240 hydraulically elevating cab



817 M with 2-point-outriggers and frontal pushing blade



817 M with undercarriage type MP17

	Compact boom	Grab stick	Transport length (L)	Transport height (H)
K8	4,8 m	3,3 m	8,0 m	3,20 m
K8 ULM	4,8 m	3,3 m	8,0 m	3,20 m
K9	5,3 m	3,8 m	8,5 m	3,20 m
K9 ULM	5,3 m	3,8 m	8,5 m	3,20 m

B17E Recommended grabs

Sorting grab SGR



Design / size	Grab capacity	Weight ¹
		Shell shape
		HO
SGR	I	kg
800.20-L	300	710
1000.20-L	500	775

SGM orange peel grab (5 shells)



Design / size	Grab capacity	Weight ¹		Max. piled density
		Shell shape ²		
		HO	G	
		kg	kg	t/m ³
SGM	I	kg	kg	t/m³
500.20	500	990	1085	2,0

Clamshell grab SGZ



Design / size	Grab capacity	Weight ¹	Max. piled density
		kg	t/m ³
800.20	800	670	2,0
1000.20	1000	780	

Magnetic plates



Type series / model	Power	Deadweight	Breakaway force	Load-bearing capacity in kg
WOKO	kW	kg	kN	Slab (safety factor 2)
S-RLB 10	4,8	730	190	9500
S-RLB 11,5	5,5	1060	240	12000
S-RLB 12,5	8,8	1310	280	14000
Recommended magnetic generator: 9 kW				

*) Available upon request

¹⁾ Weight information without grabs suspension, stick bolts, hose system

²⁾ Half-open shells: shell sheet steel width 400 mm, 500 mm wide for 1250 l capacity and higher



Simple Maintenance

- longitudinally mounted motor
- convenient service thanks to floor accessibility
- weather protection



Occupational Safety

- safe, direct access to the upper carriage
- wide ascents
- non-slip steps

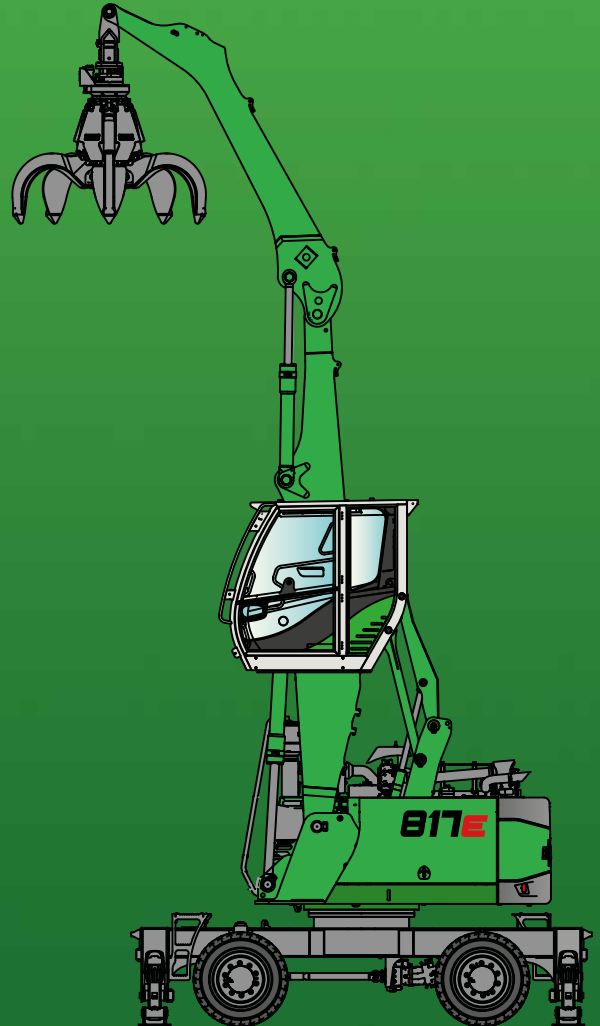


817E - modern material handler for fast and precise sorting works in waste management



817E - ideal for indoor use/truck loading with compact dimensions, elevating cab and LED-lighting

817E



This catalog describes machine models, scopes of equipment of individual models, and configuration options (standard equipment and optional equipment) of the machines supplied by SENNEBOGEN Maschinenfabrik GmbH. Machine illustrations can contain optional equipment and supplemental equipment. Actual equipment may vary depending on the country to which the machines are delivered, especially in regard to standard and optional equipment. All product designations used may be trademarks of SENNEBOGEN Maschinenfabrik GmbH or other supplying companies, and any use by third parties for their own purposes may violate the rights of the owners.

Please contact your local SENNEBOGEN sales partner for information concerning the equipment variants offered. Requested performance characteristics are only binding if they are expressly stipulated upon conclusion of the contract. Delivery options and technical features are subject to change. Errors and omissions excepted. Equipment is subject to change, and rights of advancement are reserved. © SENNEBOGEN Maschinenfabrik GmbH, Straubing, Germany. Reproduction in whole or in part only with written consent of SENNEBOGEN Maschinenfabrik GmbH, Straubing, Germany.

SENNEBOGEN

SENNEBOGEN
Maschinenfabrik GmbH
Sennebogenstraße 10
94315 Straubing, Germany

Tel. +49 9421 540-144/146
marketing@sennebogen.de

BestellNr. / Item No. 299184
817M-E - 041820

GO FOR GREEN

 www.sennebogen.com